

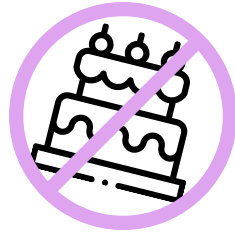


Diamond Sky Cakes


CAKE *care*



Pick up and carry the cake box carefully from the bottom



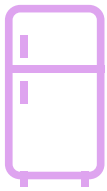
Always keep the cake level, in the car, fridge & on display



Transport the cake in an air conditioned vehicle



Avoid a melted cake: display & store it indoors in a cool environment



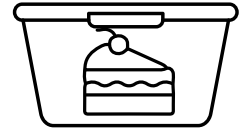
Store the cake box in a refrigerator



Take cake out 1 hour before serving. Serve at room temperature



Use a sturdy cake stand at least an inch larger than the cake board



Store leftovers in fridge in an airtight container

SERVING *guide*

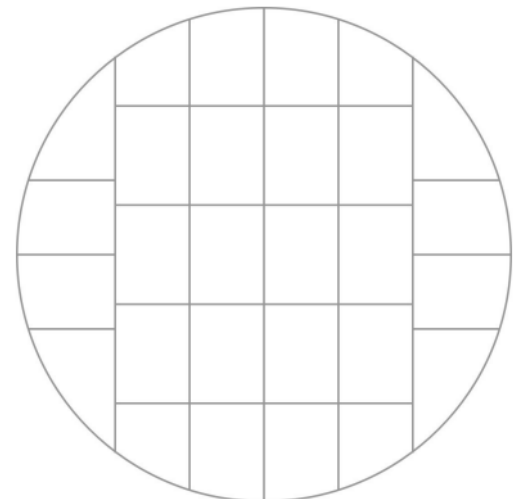
10" Round Cake

1.5 inch by 2 inch portion size

Serves 28

Cutting steps:

1. Cut the cake into 6 columns
2. Carve from the left
3. Cut the first column into 4 portions
4. Cut the next 4 columns into 5 portions
5. Cut the final column into 4 portions



www.diamondskycakes.com

@diamondskycakes.com